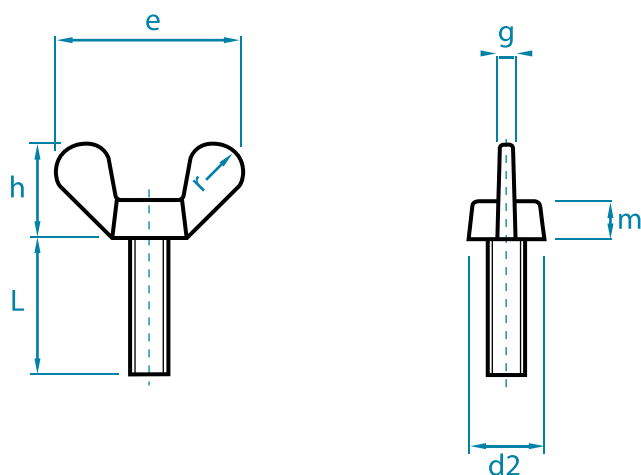



WING SCREWS

DIN 316 | MALLEABLE CAST IRON HEAD WITH STEEL SHANK



DIMENSIONS

HEAD		M4	M5	M6	M8	M10	M12	M16
	d2	7,0	9,5	11,5	14,5	18,5	21,5	27,5
	e	20,0	25,0	31,5	37,0	49,5	63,5	71,5
	g	1,5	1,9	1,9	2,4	4,0	4,5	6,0
	h	9,5	12,0	16,0	19,0	24,0	32,3	36,3
	m	3,9	5,3	6,5	8,3	10,0	12,0	15,0
	r	3	4	5	6	8	10,0	11,0
								
LENGHT	8	200	200	200	-	-	-	-
	10	200	200	200	100	-	-	-
	12	200	200	100	100	-	-	-
	16	200	200	100	100	50	20	-
	20	200	200	100	100	50	20	-
	25	200	200	100	100	50	20	-
	30	200	100	100	100	50	20	10
	35	200	100	100	100	50	20	-
	40	100	100	100	50	50	20	10
	45	-	100	100	50	50	20	-
	50	-	100	100	50	20	20	10
	60	-	100	100	50	20	20	10
	70	-	-	100	50	20	20	-
80	-	-	100	50	20	20	-	

- » Radiuses as per DIN 316, i.e. ergonomic wings, no sharp edges
- » Complete range M4x8 – M16x60 available while stocks last
- » On request: specialist lengths up to 300 mm, with partial thread, with special thread ends or with disc
- » See also separate product sheet "Specialist wing screws"

PACKAGING: Standard or according to customer specification


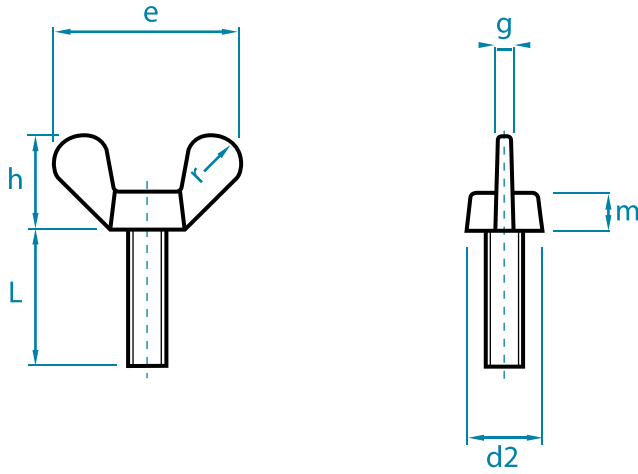
MATERIAL: Malleable cast iron head, EN-GJMB-350-10 as per DIN EN 1562, steel shank min. quality 4.6, bright, galvanised, nickel-plated as per DIN EN ISO 4042
On request: stainless steel A2 or A4, surface pickled, passivated

TOLERANCE: Metric thread 6 H (bright 6 g) as per DIN EN ISO 965-1

All of the dimensions stated above are approximate and may deviate both upwards and downwards.

WING SCREWS

DIN 316 | CAST BRASS VERSION



DIMENSIONS							
HEAD		M4	M5	M6	M8	M10	M12
	d2	8,0	8,5	10,0	11,5	15,5	18,5
	e	20,0	25,0	31,5	37,0	49,5	63,5
	g	1,5	1,9	1,9	2,4	4,0	4,5
	h	9,5	12,0	16,0	19,0	24,0	32,3
m	3,9	5,3	6,5	8,3	10,0	12,0	
LENGTH	8	200	200	200	-	-	-
	10	200	200	200	100	-	-
	12	200	200	100	100	-	-
	16	200	200	100	100	50	-
	20	200	200	100	100	50	20
	25	200	200	100	100	50	20
	30	-	100	100	100	50	20
	35	-	-	100	100	50	20
	40	-	-	100	50	50	20
	45	-	-	100	50	50	-
	50	-	-	100	50	20	20
	60	-	-	-	50	20	20

- » Radiuses as per DIN 316, i.e. ergonomic wings, no sharp edges
- » Complete range M4x8 – M12x60 available while stocks last
- » One-piece cast model

PACKAGING: Standard or according to customer specification

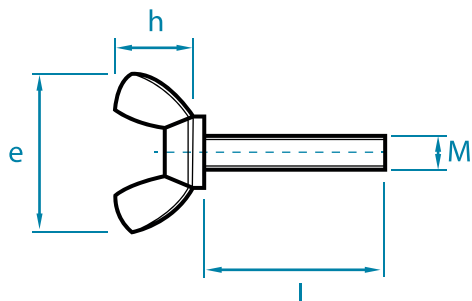
MATERIAL: Brass (MS) 2.0401 as per DIN CEN/TS 13388 bright, nickel-plated as per DIN EN ISO 4042
On request: stainless steel A2 or A4, surface pickled, passivated

TOLERANCE:: Metric thread 6 H (bright 6 g) as per DIN EN ISO 965-1

All of the dimensions stated above are approximate and may deviate both upwards and downwards.

WING SCREWS

AMERICAN FORM | COLD-FORMED



DIMENSIONS

HEAD		M3	M4	M5	M6	M8	M10	M12
	e	18,5	22,0	22,0	26,8	30,3	35,3	47,5
	h	8,8	10,5	10,5	12,9	14,8	17,3	22,5
	d	7,8	9,5	9,5	11,9	13,5	15,3	20,5
LENGTH	10	100	100	100	100	100	-	-
	12	100	100	100	100	100	-	-
	15	100	100	100	100	100	50	-
	20	100	100	100	100	100	50	20
	25	100	100	100	100	100	50	20
	30	100	100	100	100	100	50	20
	35	-	100	100	100	100	50	20
	40	-	100	100	100	50	50	20
	45	-	-	-	100	50	50	20
	50	-	-	-	100	50	20	20
60	-	-	-	-	50	20	20	

- » From M3x6 – M12x60 available while stocks last
- » On request: special lengths and individual thread ends
- » With flange beneath wing head, also available without flange on request

PACKAGING: Standard or according to customer specification

MATERIAL: Steel bright, galvanised, nickel-plated as per DIN EN ISO 4042, further finishes on request, stainless steel A2 or A4, pickled, passivated

TOLERANCE: Metric thread 6 H (bright 6 g) as per DIN EN ISO 965-1

All of the dimensions stated above are approximate and may deviate both upwards and downwards.

SPECIALIST WING SCREWS

PRODUCT EXAMPLES ON THE BASIS OF DIN 316


Special lengths up to 300 mm, with partial or full thread

With set screw 8.8, 10.9 and 12.9



Screws with fixed or captive washer,


Partial thread, with or without eye



Thread end with tip, pin, rivet pin or similar as per EN ISO 4753



Thread recess



PRODUCT EXAMPLES WITH SPECIALIST WING FORMS

Wing screws with extra-large wings



Wing screws with hex and adapter



PRODUCT EXAMPLES IN BRASS

Water wing screws

M10 x 25

Bright or nickel-plated



- » According to BTS company standard
- » As complete specialist part as per drawing / sample
- » On request: complete planning and design of new parts

Minimum volumes are required, depending on article or surface finish.