
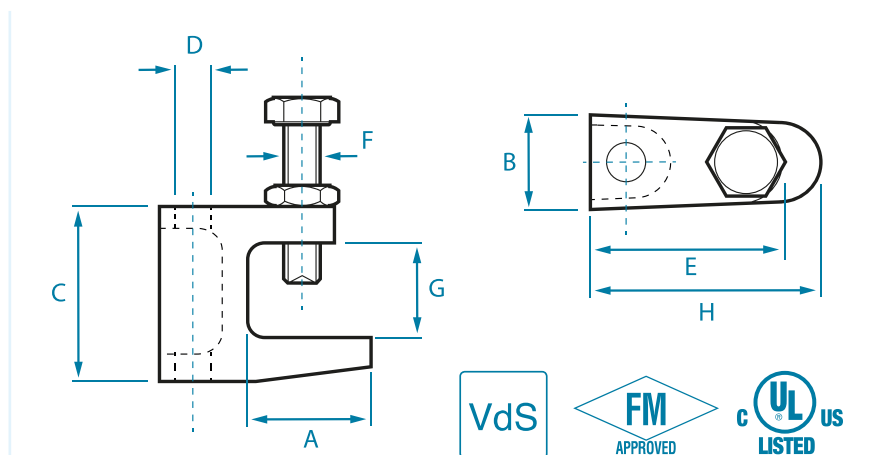


BEAM CLAMPS

For securing to beams without drilling or welding for: sprinkler systems, heating, ventilation and air-conditioning systems, acoustics systems, electrical, piping and sanitation fittings, engineering and steel structures.



Picture shows TK12

The raised marking serves as anti-twist protection when tightening the set screw and is protected by internationally registered design DM/0081575!

Model	A (approx. mm)	B (approx. mm)	C (approx. mm)	D	E (approx. mm)	F (approx. mm)	G (approx. mm)	H (approx. mm)	Weight (approx. g)	Safe working loads [N]	Certificates
TKN 8	21	19	35	M8 / ø 9	35	M8	18	38	85	1200	VdS, UL
	21	19	35	M6 / ø 7	35	M8	18	38	85	1200	UL
TK 10	29	21	45	M8 / ø 9	41	M10	23	50	145	2500	VdS, UL
	29	21	45	M6 / ø 7	41	M10	23	50	145	2500	UL
TKN 10	23	21	42	M10 / ø 11	41	M10	20	44	143	2500	VdS, UL, FM
TK 12	32	23,5	54	M12 / ø 13	48	M10	26	58	216	3500	VdS, UL, FM
TK 16	26	29,5	58	M10, M12, M16, ø 13, ø 17	55	M12	28	58	335	5500	VdS, UL, FM
TKC*	44	55	78	ø 13	59	M12	45	71	551	3500	-

* Please note the different packaging unit and the different material.

- » To a large extent, VdS, FM and UL approved
- » Full range for M6 – M16 threaded rods from stock
- » Inch thread on request
- » Distances between jaws from 18 – 45 mm
- » Please also note "Product benefits" information sheet

PACKAGING:	50 pcs in box or according to customer specification / TKC: 20 pcs in box
MATERIAL:	Malleable cast iron body, general tolerances acc. to DIN EN ISO 8062-3 CT8 TKC: steel casting GS-60
SCOPE OF SUPPLY:	Mounted with DIN 933 8.8 hex bolt, end with cup point (CP) acc. to EN ISO 4753 and DIN 439 lock nut
SURFACE FINISH:	Zinc-plated acc. to DIN EN ISO 4042, hot-dip galvanised acc. to DIN EN ISO 1461, or also coated with zinc flake (e.g. Geomet)

All of the dimensions stated above are approximate and may deviate both upwards and downwards.



Picture shows TKC

BEAM CLAMPS WITH ZINC FLAKE COATING



Picture shows models TKN8, TKN10 and TK12
with Geomet 500B coating.

Zinc flake coatings are used in all areas of application for corrosion protection of fastening elements and all kinds of metal parts.

DETAILS OF THIS SURFACE

- » High mechanical and chemical resistance with low coat thickness thanks to a combination of the barrier effect of flake structure, controlled cathodic protection of zinc and passivation of zinc and aluminium
- » Meets specifications of automotive industry worldwide:
Salt spray test in accordance with DIN EN ISO 9227 NSS/ASTM B117
- » No hydrogen embrittlement
- » Chromium VI-free
- » Fulfils REACH requirements
- » Standard coating acc. to DIN EN ISO 10683 F/ZnL/nc/x/x/960h/x,
8-10µm, >36g/m², e.g. Geomet 500B

Advantages of these beam clamps:

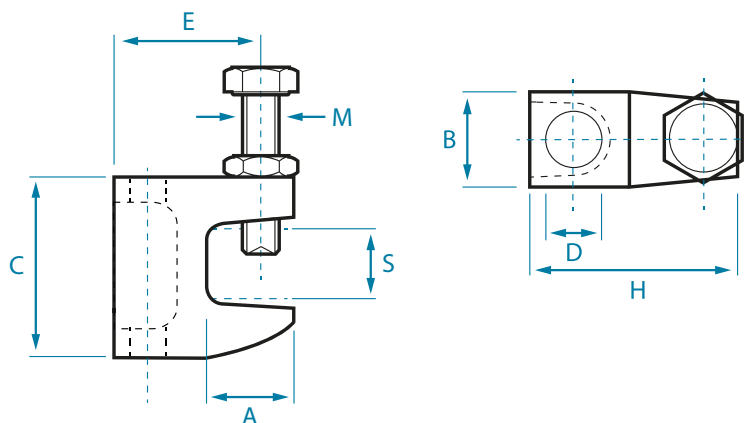
- » **Highly corrosion resistant**
- » **Economical alternative to hot-dip galvanised beam clamps,**
thanks to improved production characteristics
- » **Small volumes can also be supplied with TKN8 09,**
TKN10 011 and TK12 013mm
- » **Accurate fit, free moving**
- » **Attractive appearance**

All of the dimensions stated above are approximate and may deviate both upwards and downwards.

BEAM CLAMPS

STAINLESS STEEL

For securing to beams in the following areas: sprinkler systems, heating, ventilation and air-conditioning systems, acoustics systems, electrical, piping and sanitation fittings, engineering and steel structures.



Safe working loads [N]	For threaded rods	DIMENSIONS in mm							pieces/box
		S	A	B	C	D	E	H	
1200	M8	0-16,5	21,5	22,0	38,4	ø 9,0	34,0	41,5	50
1800	M10	0-16,5	21,5	22,0	38,4	ø 11,0	34,0	41,5	50
2000	M12	0-16,5	21,5	22,0	38,4	ø 13,0	34,0	41,5	50

Advantages compared to the previous version:

- » No washers needed
- » Easier Installation and improved handling
- » Higher safe working loads
- » Due to a longer lead of the thread rod, no premature bending

- » With DIN 933 M10x40 set screw with cup point [CP] and DIN 439 hex nut
- » Marking "9mm", "11mm" or "13mm" and material

MATERIAL: Stainless steel A4 [1.4401], A2 [1.4301] on request

SCOPE OF SUPPLY: Mounted with DIN 933 hex bolt, end with cup point [CP] acc. to EN ISO 4753 and DIN 439 lock nut

All of the dimensions stated above are approximate and may deviate both upwards and downwards.

BEAM CLAMPS

PRODUCT BENEFITS

Product benefits of approved beam clamps:

- » Enable use in certified fixed sprinkler systems
- » Load values assured by independent approval bodies
- » Set screw with cup point to prevent sideways slipping off the I-Beam
- » A simple height adjustment can be performed after assembly of beam clamps with plain hole
- » Pre-assembly with threaded rod and lock nut possible

Further product benefits of BTS beam clamps:

- » Malleable cast iron body, made in Germany
- » Prior to processing, inspection of all cast parts for visible bubbles
- » Set screws and lock nuts of all beam clamps can be tightened using the same spanner
- » Type TK and TKN are approved for both pull direction against the set screw mounting and pull direction against lower jaw
- » Additional UL certificate for type TK and TKN for use in electrical installations
- » Elevated marking to prevent twisting of the beam clamps during tightening of the set screw (internationally registered design DM/0081 575)
- » Complete product range for threaded rods from M6 to M16
- » Clamping range from 18-45 mm available in stock
- » Zinc-plated, zinc flake coating and hot-dip galvanised as standard

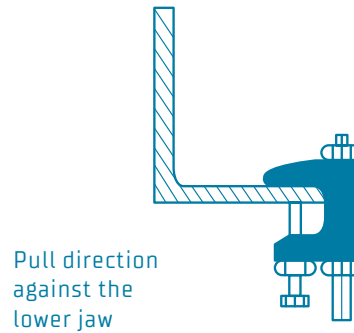
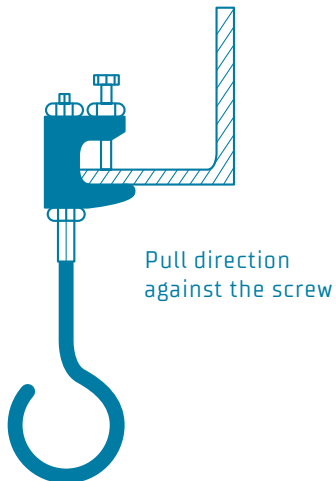
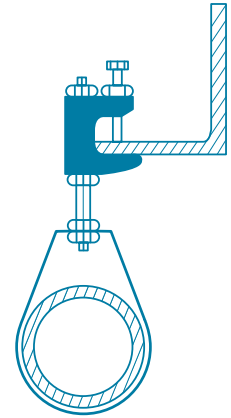
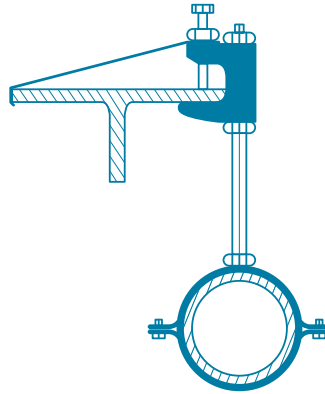

On request:

- » 3.1 certification for cast of German origin
- » With cone point set screw
- » Beam clamps with inch thread
- » Custom finishes and packaging

Also available in A4 (see separate product sheet)



BEAM CLAMPS



Our type TK and TKN beam clamps can be fixed with the pull direction against the set screw or against the lower jaw. Please see our installation instructions for further information.

All of the dimensions stated above are approximate and may deviate both upwards and downwards.

SAFETY STRAPS

According to VdS regulations the use of safety straps for beam clamps is compulsory for fixing pipes larger DN65. All beam clamps can be secured with a safety strap against sideways slipping from the beam. Responsible authority regulations are to be observed.



Fits	Length (mm)	Width (mm)	Thickness (mm)	Hole-ø (mm)	 pieces/box
TKN 8, TK 10, TKN 10, TK 12	350	25	3	10,5 / 12,5	12
TK 16	400	40	3	12,5 / 17,0	12

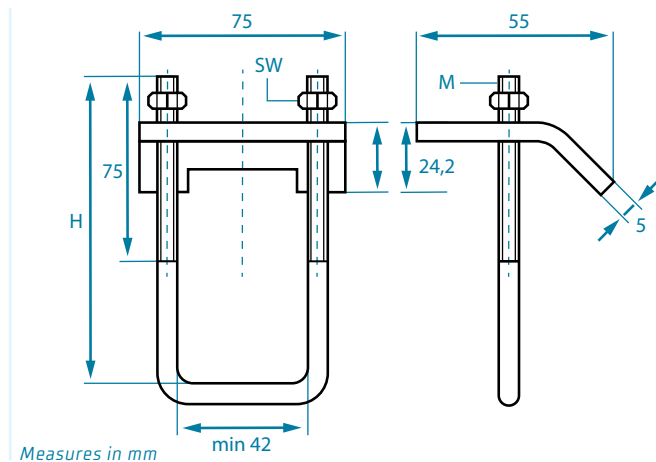
MATERIAL: Steel

SURFACE FINISH: Zinc-plated acc. to DIN EN ISO 4042



All of the dimensions stated above are approximate and may deviate both upwards and downwards.

BEAM CLAMPS WITH U-BOLT

TO FIX STRUT CHANNELS TO I-BEAMS WITHOUT
DRILLING AND WELDING



Beam clamps with U-bolt

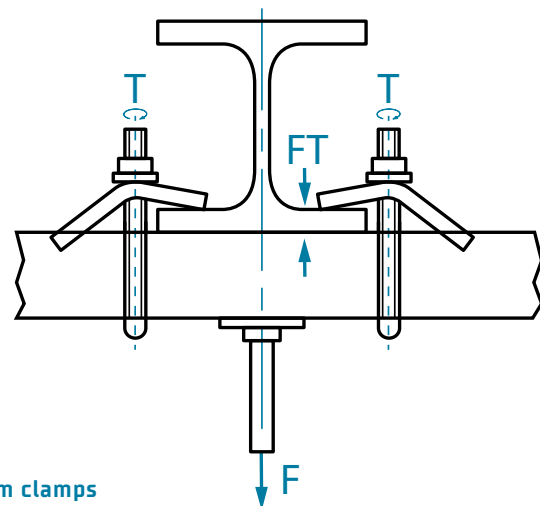
Model		H [mm]	M	SW [mm]	 pieces/box	Pallet
BTK 110	41/21- 41/41	110	M10	17	10	1400
BTK 150	41/62 - 41/83	150	M10	17	10	1400

Assembly instructions

The following safe working loads "F" apply for BTS beam clamps with U-Bolt and strut channels for static load. Beam clamps have to always be used in pairs (as shown in the picture on the right side).

The maximum safe working load of the used strut channel has to be observed. BTS provides no guarantee for the safe working loads of the channel.

Model	T [Nm]	Max. beam thickness FT [mm]	F [N]
BTK 110	22	18	3200
BTK 150	22	18	3200



- » Completely pre-installed mounting kit with plate, hexagon nuts and washers
- » U-Bolt for centring the strut channel
- » The strut channel can be adjusted even after installing the beam clamps

MATERIAL: Steel min. hardness 130 HB

SCOPE OF DELIVERY: U-Bolt, base plate, 2 hexagon nuts, 2 washers

SURFACE: Zinc-plated acc. to DIN EN ISO 4042, hot-dip galvanised

All of the dimensions stated above are approximate and may deviate both upwards and downwards.